

Group 6: Bit Bois

Project Assignment 12 - Design Changes After Walkthrough

02/21/23

Scientist Feedback (List):

- The web bluetooth should handle connections, so an “error” response isn’t something we have to account for
 - *Accepted Change: No implementation change necessary*
- Change the connect dropdown to a button
 - *Changed: Reason - Doing it this way will play nicer with web bluetooth*
- Didn’t like the small resume/pause button
 - *Changed: Reason - The button is now bigger and less likely to be misclicked, this makes sense from a usability standpoint*

UX Specialist Feedback (List):

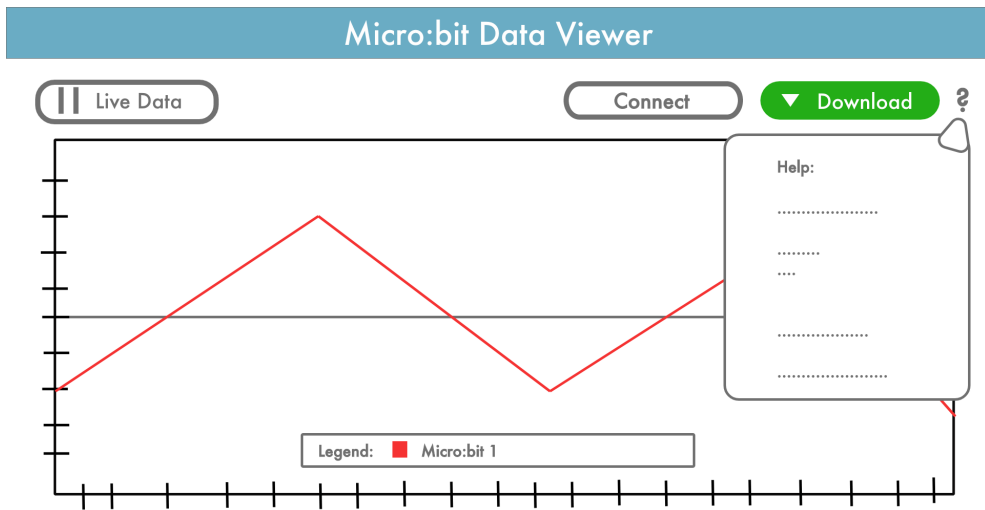
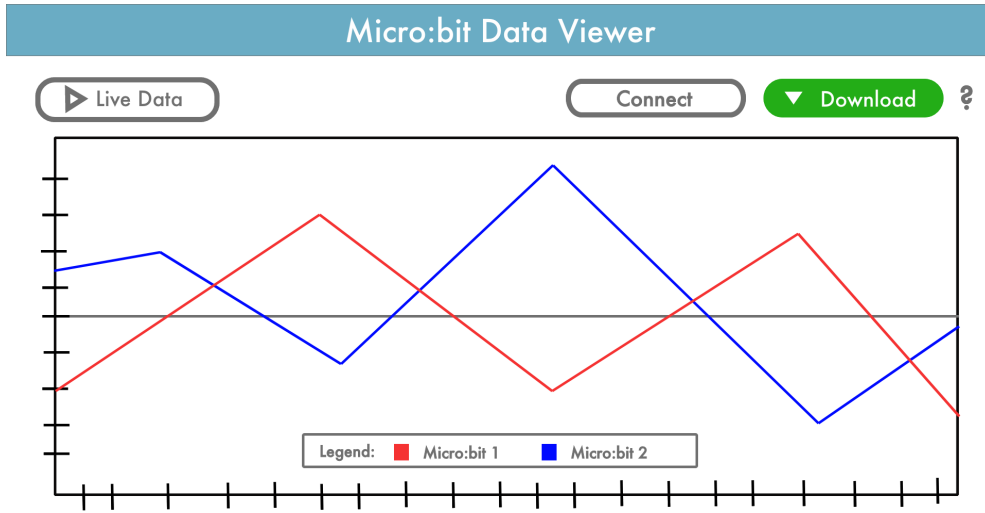
- Don’t have too many data points on the graph that the graph becomes overpopulated and unreadable
 - *Accepted Change: Will continue streaming data to keep the graph from being overpopulated and confusing for the user.*
- Accessibility concerns
 - *Accepted Change: Graphing Library has built in accessibility features further accessibility features will be a stretch goal.*

Instructor Feedback (List):

- Can deploy the project on Github pages since there’s no server/db needed
 - *Accepted Change: Github pages will host our web application*
- We need to label x and y axis
 - We plan to do that just didn’t have it in the concept drawings
 - *Accepted Change: Highcharts handles this for us*
- Should be all JavaScript
 - Talked about using React library
 - *Accepted Change: Reason - Everyone is comfortable using React and there is lots of support libraries.*
- Didn’t like the check box for live data. Felt a pause/play button could be more intuitive.
 - *Changed: Reason - This change makes the pause/play button easier for the user to understand.*
- List of implementation priorities:
 - Connection to MicroBit
 - Have single timeline plot
 - Be able to download the timeline (data points)
 - Try to get multiple timelines
 - Try to get multiple MicroBits connected
 - Be able to download all timelines (data points)

Conclusion: We found all of our feedback as acceptable and are striving to include this feedback/changes into our design.

Wireframe UI Changes:



Micro:bit Data Viewer

▶ Live Data

Download



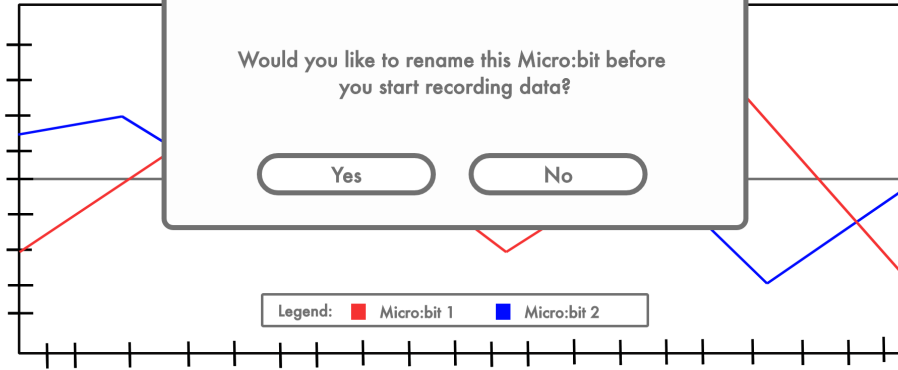
Micro:bit 3 connected

Would you like to rename this Micro:bit before you start recording data?

Yes

No

Legend: ■ Micro:bit 1 ■ Micro:bit 2



Updated Burndown Chart:

